


Hillside Maths Key Learning Overview

Year 3


Y3 Autumn Term

Text – Seal Surfer by Michael Foreman



Opportunities to link text:

Text – Winter's Child by Angela McAllister



Opportunities to link text:

Number: Place Value

Identify, represent and estimate numbers using different representations.

Find 10 or 100 more or less than a given number.

Recognise the place value of each digit in a three-digit number (hundreds, tens, ones).

Compare and order number up to 1,000.

Read and write numbers up to 1,000 in numerals and in words.

Solve number problems and practical problems involving these ideas.

Count from 0 in multiples of 4, 8, 50 and 100.

Number: Addition and Subtraction

Add and subtract numbers mentally, including: a three-digit number and ones; a three-digit number and tens; a three-digit number and hundred.

Add and subtract numbers with up to three-digits, using formal written methods of columnar addition and subtraction.

Estimate the answer to a calculation and use inverse operations to check answers.

Solve problems, including missing number problems, using number facts, place value, and more complex addition and subtraction.

Number: Multiplication and Division

Count from 0 in multiples of 4, 8, 50 and 100.


Recall and use multiplication and division facts for 3, 4 and 8 multiplication tables.

Write and calculate mathematical statements for multiplication and division using the multiplication tables they know, including for two-digit numbers, using mental and progressing to formal written methods.

Solve problems, including missing number problems, involving multiplication and division, including positive integer scaling problems and correspondence problems in which n objects are connected to m objects.


Y3 Spring Term

Text – Stone Age Boy by Satoshi Kitamura



Opportunities to link text:

Text – Big Blue Whale by Nicola Davies



Opportunities to link text:

Number: Multiplication and Division

Recall and use multiplication and division facts for the 3, 4 and 8 multiplication tables.

Write and calculate mathematical statements for multiplication and division using the multiplication tables they know, including for two-digit numbers times one-digit numbers, using mental and progressing to formal written methods.

Solve problems, including missing number problems, involving multiplication and division, including positive integer scaling problems and correspondence problems in which n objects are connected to m objects.

Money

Add and subtract amounts of money to give change, using both £ and p in practical contexts.

Statistics

Interpret and present data using bar charts, pictograms and tables.

Solve one-step and two-step questions [for example, 'How many more?' and 'How many fewer?'] using information presented in scaled bar charts and pictograms and tables.

Measurement: Length and Perimeter

Measure, compare add and subtract: lengths (m/cm/mm); mass (kg/g); volume/ capacity (l/ml).

Measure the perimeter of simple 2D shapes.

Number: Fractions

Count up and down in tenths; recognise that tenths arise from dividing an object into 10 equal parts and in dividing one-digit numbers or quantities by 10.


Recognise and use fractions as numbers: unit fractions and non-unit fractions with small denominators.

Recognise, find and write fractions of discrete set of objects: unit fractions and non-unit fractions with small denominators.

Solve problems that involve all of the above.


Y3 Summer Term

Text – Journey by Aaron Becker



Opportunities to link text:

Text – Zeraffa Giraffa by Dianne Hofmeyr



Opportunities to link text:

Number: Fractions

Recognise and show, using diagrams, equivalent fractions with small denominators.

Compare and order unit fractions, and fractions with the same denominators.

Add and subtract fractions with the same denominator with one whole [for example, $\frac{5}{7} + \frac{1}{7} = \frac{6}{7}$]

Solve problems that involve all of the above.

Measurement: Time

Tell and write the time from an analogue clock, including using Roman numerals from I to XII and 12-hour and 24-hour clocks.

Estimate and read time with increasing accuracy to the nearest minute.

Record and compare time in terms of seconds, minutes and hours.

Use vocabulary such as o'clock, am/pm, morning, afternoon, noon and midnight.

Know the number of seconds in a minute and the number of days in each month, year and leap year.

Compare durations of events [for example to calculate the time taken by particular events or tasks].

Geometry: Properties of Shape

Recognise angles as a property of shape or description of a turn.

Identify right angles, recognise that two right angles make a half-turn, three make three quarters of a turn and four a complete turn; identify whether angles are greater than or less than a right angle.

Identify horizontal and vertical lines and pairs of perpendicular and parallel lines.

Draw 2D shapes and make 3D shapes using modelling materials.

Recognise 3D shapes in different orientations and describe them.

Measurement: Mass and Capacity

Measure, compare, add and subtract: lengths (m/cm/mm); mass (kg/g); volume/capacity (l/ml).